

Xenon Alpha Plus2 are redeemable preference shares carrying a return linked to the performance of the Alpha Plus Portfolio. The shares are issued by Deutsche Xenon Alpha Plus2 Limited. The Alpha Plus Portfolio is designed to generate returns linked to the performance of two funds of hedge funds: the Ivy Rosewood Diversified Fund and the Meridian Diversified Fund.

## Performance review

Performance (to 31 March 2008)	Xenon Alpha Plus2	UBS Composite Bond Index	S&P/ASX 200 Accumulation Index	S&P 500 Accumulation in USD
One month	-5.95%	1.60%	-3.31%	-0.43%
Three months	-10.18%	2.21%	-14.39%	-9.44%
Six months	-7.73%	2.47%	-16.73%	-12.46%
Annualised return since inception on 27 May 2005 <sup>(1)</sup>	8.01%	4.31%	14.48%	5.50 %

(1) Represents the compound average growth rate since inception on 27 May 2005  
Source: Deutsche Bank

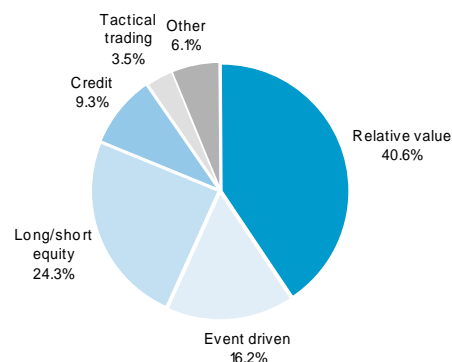
Percentage change in net asset value <sup>(1)</sup>													
	Jan	Feb	Mar	Apr	May	Jun	Jul	Aug	Sep	Oct	Nov	Dec	YTD <sup>(2)</sup>
2005						2.1%	3.9%	1.4%	1.4%	-3.7%	2.3%	3.2%	10.8%
2006	6.0%	0.1%	1.9%	3.7%	-4.9%	-1.6%	-1.6%	3.1%	-10%	2.66%	5.37%	3.27%	7.15%
2007	4.99%	0.86%	1.66%	2.85%	5.89%	-0.15%	-0.91%	-5.24%	3.41%	5.18%	-1.27%	-1.07	16.77%
2008	-7.46%	3.20%	-5.95%										-10.18%

(1) Represents the percentage change each month in the net asset value of Xenon Alpha Plus2  
(2) Represents the year to date percentage change in the net asset value of Xenon Alpha Plus2  
Source: Deutsche Bank

### Ivy allocation by strategy as at 1 April 2008

	% of fund
Relative value	40.6%
Long/short equity	24.3%
Event driven	16.2%
Credit	9.3%
Tactical trading	3.5%
Other	6.1%
<b>Total</b>	<b>100.0%</b>

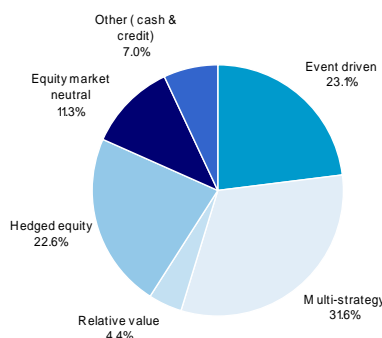
Source: Ivy Asset Management



### Meridian allocation by strategy as at 1 April 2008

	% of fund
Multi strategy	31.6%
Hedged equity	22.6%
Equity market neutral	11.3%
Event driven	23.1%
Other (cash & credit)	7.0%
Relative value	4.4%
<b>Total</b>	<b>100.0%</b>

Source: Meridian



## Portfolio performance

For the first quarter of 2008, the Xenon Alpha Plus2 Portfolio decreased by 10.18%. Combined with its performance since inception in May 2005, Xenon Alpha Plus2 has recorded an annualised return of 8.01%.

During the quarter the Meridian account contributed -5.7 percentage points to performance and the Ivy account contributed -4.48 percentage points to performance.

The total leverage employed per Xenon Alpha Plus2 was \$4.22 per Share at quarter end.

## Macro review

The first quarter of 2008 was a challenging period for hedge fund investing. Against a backdrop of weakening US data, credit markets continued to experience significant dislocations, global equity markets weakened significantly, and a systematic deleveraging across the financial sector put severe pressure on many asset classes. In addition, global liquidity deteriorated throughout March, which caused the US Federal Reserve to undertake some historic steps:

- First the Fed expanded its securities lending program, where significant amounts of capital have been made available to banks and primary dealers as well as in the repo markets where loan terms have been lengthened;
- Second, the Fed provided assistance to J.P. Morgan which agreed to acquire Bear Stearns & Co.;
- Finally the Fed also continued to ease monetary policy, aggressively cutting rates (three times during the quarter), with the Federal funds rate moving from 4.50% to 2.25%.

The turmoil in credit markets and concerns about the prospect of a global

slowdown caused all major global equity markets to sell off 20% or more from their highs set in October 2007. Every sector in the S&P 500 declined in the first quarter.

## Strategy review

**Event Driven.** It was a challenging environment for event driven managers as investor uncertainty and volatile markets led to an elevated level of broken deals. Due to difficulties of companies accessing capital through the traditional equity and debt markets, deal activity was muted over the quarter. Furthermore, risk reduction and forced selling by a handful of merger arbitrage, value/event and distressed investors put additional pressure on the space, causing significant mark-to-market volatility.


**Credit.** Conditions in credit markets were highly challenging again in this quarter, as a negative feedback loop between the continued credit crunch and deteriorating macro economic conditions made life difficult for many credit orientated managers. The lack of liquidity in the various segments of the credit markets was evident, weighing heavily on the price of the related securities.

**Equity.** While equity markets ended the quarter off their lows, markets sold off dramatically during the quarter. Though interest rate cuts by the US Federal Reserve brought moments of relief, these gains tended to lack the depth and breadth of past rallies. This led to a number of trend reversals, which served to keep volatility elevated. Overall, the quarter was a challenging period for equity managers and performance was therefore mixed.

**Tactical Trading.** In general, tactical trading managers performed well during the quarter, with the main drivers being movements in equities and commodities, initially established in 2007, that continued to extend during the first quarter of 2008.

**Relative Value.** Relative value managers had a mixed performance over the quarter, as some managers benefited from rising equity volatility while others with more equity and credit sensitive portfolios posted moderate losses.





**Important notice.** Whilst this publication relates to the quarter ending 31 March 2008, it may be published some time after that date. However, this publication does not reflect, or take into account, any events or circumstances occurring in the period between the relevant quarter end and the date of publication.

This publication is provided to you for information purposes only and is not intended as an offer to enter into any transaction. The information contained in it is not necessarily complete and its accuracy cannot be guaranteed. We have prepared this publication without consideration of the investment objectives, financial situation or particular needs of any individual investor. You should consider your own investment objectives, financial situation and particular needs before taking any action with respect to a financial product referred to in this publication and obtain a prospectus relating to any such financial product (if available) and consider it before making any decision about whether to acquire the product.

In distributing this publication, we are assuming that your organisation is capable of evaluating the merits and risks of any transaction described in it, its suitability for your organisation's purposes and its legal, taxation, accounting and financial implications and that in making this evaluation you are not relying on any recommendation or statement by us. In particular, we are not acting as your adviser or assuming any duty of care in this respect.

To the extent permitted by applicable law, none of Deutsche Bank AG, its affiliates (including Deutsche Xenon Alpha Plus2 Limited), or any officer or employee of Deutsche Bank AG or any of its affiliates (including Deutsche Xenon Alpha Plus2 Limited), accepts any liability whatsoever for any direct or consequential loss arising from any use of this publication or its contents, including for negligence. Deutsche Bank AG, its affiliates (including Deutsche Xenon Alpha Plus2 Limited) and their respective officers, directors, partners and employees, including persons involved in the preparation or issuance of this publication, may have an interest in the securities of any entity referred to in this publication. For example, they may deal in, hold or act as market-makers for the securities (or derivatives of them) or act as advisers, brokers or bankers to the issuer of the securities, or derivatives of the securities, or be represented on the board of such persons. Deutsche Bank AG or its affiliates (including Deutsche Xenon Alpha Plus2 Limited) may act as arranger or underwriter of issues of securities the subject of this publication.

Copyright protection exists in this publication. The contents of this publication may not be reproduced, distributed or published by any person for any purpose without our written consent.

